

Determining the parts/order number

To determine the parts number, please add the two-digit number of the respective ink type to the parts number and state the complete number in the order.

Example: 10 09 XX

_____ Ink shade according to ink shade card
 _____ Ink type

01	schwarz black noir negro		11	bordeaux rot bordeaux red bordeaux burdeos		21	brillant grün green brillant vert brillant verde brillante	
02	weiß white blanc blanco		12	rosa pink rose rosa		22	braun hell brown light brun clair marrón claro	
03	zitronengelb citron yellow jaune citron amarillo limón		13	blau hell blue light bleu clair azul claro		23	braun dunkel brown dark brun foncé marrón oscuro	
04	gelb mittel yellow medium jaune moyen amarillo medio		14	blau mittel blue medium bleu moyen azul medio				
05	gelb dunkel yellow dark jaune foncé amarillo oscuro		15	blau ultra blue ultra bleu ultra azul ultra		51	silber silver argent plata	
06	orange orange orange naranja		16	blau dunkel blue dark bleu foncé azul oscuro		52	gold gold or ore	
07	gelb ocker ochre yellow jaune ocre amarillo ocre		17	türkis turquoise turquoise turquesa				
08	rot hell red light rouge clair rojo claro		18	violett violet violet violeta				
09	signalrot red bright rouge vif rojo vivo		19	grün hell green light vert clair verde claro				
10	karminrot carmine rouge carmin rojo carmin		20	tannengrün green fir vert sapin verde pino				

European ink shades

CMYK inks for the photo-realistic presentation

80	yellow Europaton lasierend process yellow Europe shade yellow (jaune) Europe effet lasuré Impresión tramada yellow amarillo transparente
81	magenta Europaton lasierend process magenta Europe shade magenta Europe effet lasuré Impresión tramada magenta rojo transparente ore
82	cyan Europaton lasierend Process cyan Europe shade cyan Europe effet lasuré Impresión tramada ciano azul transparente

Note: The ink shades shown here do not correspond to the actual appearance of the individual ink types and may only serve as an indicator.















Determining the parts/order number

To determine the parts number, please add the two-digit number of the respective ink type to the parts number and state the complete number in the order.

Example: 10 09 XX

Ink shade according to ink shade card
Ink type

61	zitrongelb citron yellow jaune citron amarillo limón		71	weiß white blanc blanco	
62	gelb yellow jaune amarillo		72	schwarz black noir negro	
63	orange orange orange naranja				
64	rot hell red light rouge clair rojo claro				
65	rot red rouge rojo				
66	rosa pink rose rosa				
67	violett violet violet violeta				
68	blau blue bleu azul				
69	grün green vert verde				
70	braun hell brown light brun clair marrón claro				



Note: The ink shades shown here do not correspond to the actual appearance of the individual ink types and may only serve as an indicator.